



# FREE WHEELING

December 2021



Photo: Sally Higgs  
Nunniong Plains

Official Newsletter of the  
Victorian Four Wheel Drive Club Inc  
Registration No: A0002184F



## Meeting Details



### VFWDC Meeting Details & Venue

The club meets on the first Wednesday of each month at 8.00pm with the following exceptions:

No meeting in January

November meeting held at a selected “special” location

Blue and Gold Room  
Club Noble  
46-56 Moodemere Street  
Noble Park 3174  
Melways ref: 89 D4

The monthly meeting will be held on  
**Wednesday 1st December** at  
8.00pm.

It's face to face at last but you will  
need to be double vax'd and able to  
prove it.



### Aberfeldy Track

In association with [Westland Gippsland Relic, Mining and Heritage Protection Inc](#), the club maintains a section of the Aberfeldy Track with working bees throughout the year. View the club calendar for the next upcoming working bee.

### 2021 - 2022

President	Callum Brown	<a href="mailto:president@vfwdc.com">president@vfwdc.com</a>
Vice President	Andre Van Der Walt	<a href="mailto:vicepres@vfwdc.com">vicepres@vfwdc.com</a>
Secretary	Bruce Cremonesi	<a href="mailto:secretary@vfwdc.com">secretary@vfwdc.com</a>

### General Committee

Trip Coordinator	David Bruinsma	<a href="mailto:trips@vfwdc.com">trips@vfwdc.com</a>
Magazine Editor	Rory Hall	<a href="mailto:editor@vfwdc.com">editor@vfwdc.com</a>
Association Delegate	David Bruinsma	<a href="mailto:delegate@vfwdc.com">delegate@vfwdc.com</a>

### Support Positions to Committee

Web Manager	Ben Whitworth	<a href="mailto:web@vfwdc.com">web@vfwdc.com</a>
Training Officer	Phil Griffith	
Merchandise	Ann Crockett	<a href="mailto:merchandise@vfwdc.com">merchandise@vfwdc.com</a>

### Club Details

Registered Name	Victorian Four Wheel Drive Club
Registration Number	A002184F
Correspondence Address	PO Box 778, Dandenong, VIC 3174
Email	<a href="mailto:secretary@vfwdc.com">secretary@vfwdc.com</a>
Website	<a href="http://www.vfwdc.com">www.vfwdc.com</a>

The Victorian Four Wheel Club is an affiliated club of [Four Wheel Drive Victoria](#)

Hi all,

Well this is the final President's report for 2021 and what a year it has been. I am very proud of the way the club adapted to the pandemic. We managed to transition to online meetings with what I can gather was very little fuss. In addition, we had a good turn out to the most meetings which is a testament to the club members' dedication. We managed to transition the committee meetings to online which has allowed the committee to maintain its executive functions.

I would like to thank all the members for making the club such a great place and I look forward to December's meeting so we can all catch up.

Just a quick note on December's meeting – I don't believe we have any restrictions on meeting up anymore, but we will have to prove we are double vax'd. Please see the "Acceptable Proof" poster at the end of the magazine to double check you can comply without any problems.

I would also like to thank the committee for all your help and all your work. Thank you!

I hope that you all have a fantastic Christmas break and I am looking forward to lots of trips next year.

See you out on the tracks.

Cheers

Callum





## Club Calendar

### December

Wednesday 1st	Club Meeting	8.00pm
Fri & Sat 4th - 5th	Sheep Yard Flats Trip	See Trips for details
Wednesday 15th	Committee Meeting	8.00pm
24th Dec - 2nd Jan	Christmas Camping at Wren's Flat, Jamieson River	See Trips for details

### January

Wednesday 19th	Committee Meeting	8.00pm
----------------	-------------------	--------

### February

Wednesday 2nd	Club Meeting including visit by Leo Kennedy	8.00pm
Sat 5th - Sunday 6th	Christmas get together at Stringybark Creek with Kelly Gang tour	More details to follow
Wednesday 16th	Committee Meeting	8.00pm



Club Merchandise



Need a jacket, vest, shirt or hat for your next trip? Get ready and place your order today.

PRICES

Club SS Polo Shirt	\$30.00	Club Wide-Brim Hat	\$5.00
Club SS Shirt 40th Anniversary	\$10.00	Club Sandwich Peak Hat	\$5.00
Club Polar Fleece Jacket (Full Zip)	\$30.00	Club Woollen Pom Pom Beanie	\$20.00
Club Fleece Hoodie	\$30.00	Club Cable Knit Scarf	\$20.00
Club SS Reversible Vest—double embroidery	\$50.00	Club Neoprene Stubby Holder	\$10.00
Club Drivers Jacket	\$60.00	Club Coth Badges 120mm	\$8.00
Club Trekka Jacket	\$85.00	Windscreen Sticker Small	\$6.00
Club Bucket Hat	\$5.00	Windscreen Sticker Large	\$8.00

We encourage all members to purchase a Club Polo shirt.

Email your order or any queries to [merchandise@vfwdc.com](mailto:merchandise@vfwdc.com) along with the size you would like.



**Wed 10th November (Online via Zoom)**  
**Opened at 08.11pm**

**Attendees:**

- As per attendance sheet

**Apologies:**

- Des, Tristan & Sally

**Guests:**

- None

**Minutes of previous meeting:**

- Minutes from last meeting - to be read
- Matters arising from previous minutes - nil
- Accepting of minutes - Andre
- Seconding of minutes - Steve P

**Correspondence**

**Mail in:**

- Emails from Aus Post
- Committee Stuff
- Email from Wayne ref Driver Training
- Email from Association on upcoming AGM and process
- Membership renewal - Adam Howe

**Mail out:**

- Replies to emails

**Treasurer's Report:**

- Monthly Treasurer's Report - Oct'21 as per report in magazine
- Acceptance of Report - Stuart
- Seconding of Report - Brett
- Memberships currently 44

**Association Report:**

- Spring Trackwatch 2021 is online at FWDV for members to read (32 pages). You need log into FWDV. Contact Alison she will help you through the process.
- Part of Great Otway park closed due to severe weather. Other parks in high country also affected.
- FWDV has been informed a Bairnsdale man charged for damage caused at Italian Flat campground last year.
- Alpine Shire advised work is about to start on Dargo High Plains Road.
- Forest Fire Management starting planned fire burns this week.
- Gippsland Great Outdoors show is due to be held last weekend of November.

**Driver Training:**

To become driving instructor the process is:

- Letter of Recommendation from President stating actual experience
- \$90 per applicant to get listed and receive training material
- Recommended to sit through 3 x theory classes, observing & practising
- For extra hours experience can do public course
- Waiting on email from Wayne with more info
- Inter-club training on the cards since many clubs struggling

**Upcoming Trips:**

- Xmas trip to Wren's Flat by Sally & Tristan
- Eyre Peninsula - Cal, late January
- Woodend - Cal day trip
- Walhalla - Cal day trip
- Christmas in Feb?

**Trip Reports:**

- Locked up so no trips to report

**General Business:**

- Andre chatted about his rig
- Christmas party now planned for new year due to covid restrictions & people busy seeing family & friends
- New editor welcomed and congratulated on great job on first magazine
- Looking for ideas for magazine. Anything please email the editor.
- Brett went for a drive in a new car and was impressed.
- Mehrdad spoke about freeloader or similar brand tyres he bought and was impressed by.

Meeting closed: 09.17pm

Next Meeting: Wed 1st December



Bringing Four Wheel Drivers Together



Victorian Four Wheel Drive Club Inc  
www.vfwdc.com



## Treasurer's Report October 2021

<u>Cheque A/C`</u>	Opening Balance as at 01/10/2021	\$6,989.88	
	Add: Membership Fees	\$400.00	
	Total Monies In:		\$400.00
	Closing Balance as at 31/10/2021		\$7,389.88
<u>Term Deposit</u>	Opening Balance as at 01/10/2021	\$6,844.22	
	Closing Balance as at 31/10/2021		\$6,844.22
<u>Petty Cash</u>	Opening Balance as at 01/10/2021	\$42.55	
	Closing Balance as at 31/10/2021		\$42.55
	<b>Consolidated Closing Cash Position</b>		<b><u>\$14,276.65</u></b>



### **This month's meeting**

Next month's meeting is being held on **Wed 1st December** and is finally face to face at Club Noble. This is great news obviously. Please note, in order to enter Club Noble you will need to provide proof that you have received both doses of vaccine. See the final page of the magazine to check what type of proof works and what doesn't.

### **Christmas Party at Stringbark**

We are happy to announce that Leo Kennedy (The grandson of Sgt Michael Kennedy from the Kelly gang saga and author of Blacksnake – The Real Story of the Kelly Gang) has agreed to come and give us a Ned Kelly update. Apparently there has been quite a few updates and changes since our last visit a few years ago. There is a flyer for you to have a look at for further information later in the magazine. The current plan is to have Leo visit the club on Wed 2nd February and give us a rundown of the Stringybark renewal. He will no doubt have a fantastic presentation that will be very interesting. We also have the opportunity on the 5th - 6th February to camp out at Stringybark Creek. Leo will conduct a guided tour on the Saturday of all the significant points of interest concerning the Kelly Gang.

### **Need Inspiration?**

Need inspiration for a location for a trip? Why not go back into the club magazine history and find a long lost camp site or route you had forgotten about. Here's the [link to the magazine page](#) to help you along your way.

Here's a link to the [magazine exactly 15 years ago](#) which has a couple of interesting trip reports in the last few pages. It includes a day trip to Toolangi, 4 days along Glenelg River and a fishing (sitting in the river drinking beer!!) trip to Running Creek near Mansfield. This magazine edition also has a lot of familiar names in it, includes a recipe for Lower Glenelg marinated prawns and an advert to buy, rent or try a sewing machine. It's worth a look.

### **Member's Pets**

Apparently after a recent trip, Stuart and Maree have adopted a gorgeous new pet they bumped into on their travels. He's a lovely boy, only spits outside in the garden and goes by the name of Gary.



### **Free Gifts!!**

Remember, the Club is happy to reward those that submit any articles, which get published, with a small token of appreciation from the club merchandise stocks. So don't be shy, share some words and/or pictures.

Please visit our website at [VFWDC.com](http://VFWDC.com) to view all our current membership forms and club policies.

For all new and renewal of memberships, please complete [the online form here](#)

If you are looking for a Temporary Membership, please complete the online form, [which can be found here](#).

If you have any queries please do not hesitate to contact us via the Club Secretary on [secretary@vfwdc.com](mailto:secretary@vfwdc.com)

### **Payments:**

Payment can be made via Bank Transfer. The details are as follows:

<b>Account Name:</b>	Victorian Four Wheel Drive Club Inc
<b>BSB:</b>	633108
<b>Account No:</b>	111761979

Please ensure your transfer includes your name as provided on the membership application and renewal form in the reference.

Once you have made your payment/transfer, please send your completed membership application and renewal form to [treasurer@vfwdc.com](mailto:treasurer@vfwdc.com) or you can present it to the Treasurer at any general meeting.

**Thank you for choosing the Victorian Four Wheel Drive Club**

If you are interested in joining [Club Noble](#) where we hold our monthly meetings, their application form can be found [here](#).



## “Kit Tricks”

Bruce gives us a detailed account of how to overhaul your ageing winch so it doesn't fail you when you need it most.

This is how a mate (known as stunt hands) and I serviced a Warn XD9000 winch which was a few years old and its first time apart.

Remove winch from bar and lay winch on bench

### The Teardown

Take the gearbox end off first. Gearbox looked tidy from the outside. Just the free spool lever was a touch stuck.



Then pulling it apart shows lots of a baby poo looking substance - and there is still water in there.



There was quite a bit of surface rust and water and the mushy yucky poo stuff!





## Assembly

Elbow grease, toothbrush, wire brush, brake cleaner, and some funky ultrasonic blasting machine at Vince's work and in no time the items came out like new.



## Fully Expoxied



Line up the motor parts and make sure everyone is happy using new bearings and gaskets.



Nice and cleaned up properly... no 1/2 measures.



"Stunt Hands" working to assemble the motor which went well but can be a challenge fitting the brush section on top back together again with the bearing/brushes not playing nicely.





Looks a touch better and should not corrode this time



## The Gearbox

Stunt Hands mixing up the concoction

Moreys + Grease = Moreys Mix known as Icky poo. Guess work on ratio of both.



Sitting the bits in place to make sure everything is happy before coating them with the mix... be generous with the mix as you'll have plenty of it to go around



Covering it as much as possible and running it into the gears and down the sides and lots! Keep spinning the gears to get it right through.



At this point we sat the rod in place and used a cordless to test the gears were seated properly and to run some of the mix around through the gearbox. All went well. You had doubts?

Sorry no photo of this part as hands were way too coated but they will never rust...

Reassembly of the brake section with cleaned up drum and pads. If your winch is heavily used, replace pads



All together ready to bolt the braces on.



Moreys Heavy Duty Oil Stabilizer around \$20 - but I only used about 150ml  
Grease \$10 - Didn't go through much as I thought I would  
2 new Warn gaskets \$5  
2 new Warn plastic drum bushes \$15  
Tin of epoxy paint \$20  
Brake Cleaner I already had several tins of it at home  
Bearings \$10 for 2 from local bearing place - SKF bearings.

Use of Stunt Hands' machinery, emery paper, lathes, benches, rubber hammers, rags, brake cleaner as Solvol did nothing to clean our hands from that Moreys mix... Even the brake cleaner struggled so should do well inside the winch!

Grease is up to you on what brand and type you use - We used a Molyube style grease

If this is beyond you, you can pay pro's for similar service - I highly recommend Mal Leslie at SG Leslie and Sons in Heidelberg West - and will cost you around \$700 for waterproofing and service (*2015 price when I last got quote*)



## Meet the Member

Big thanks to Dennis for “volunteering” as this month’s “Meet the Member”. Got a feeling there might be an old nickname rekindled here.....



**Full name and any nicknames?**

Dennis Alphonsus.  
D, or D-Man or the old chestnut (which thankfully not heard for a while) Dennis the Menace from the old comics. (see pic above)

**What’s your vehicle?**

Jeep Wrangler JL Rubicon Recon 2-dr which i use for serious off-roading and a Land Rover Discovery for caravanning, long road trips and easy national park tracks.

**First car you ever owned?**

Jeep Wrangler TJ Sport (I swear I have had other vehicles besides the Wranglers)

**Dumbest thing you ever did in a car?**

Oooh.....I think the statute of limitations and jurisdictions has passed; I can tell the real story. It was also my first significant accident (fortunately the only thing injured apart from the Jeep was my ego). I got my first Jeep when I lived in Dubai and we used to go “Dune Bashing”, basically off-roading in the desert. One particularly clear night, the moon was so bright that the desert tracks were clearly visible. So, the 5 vehicles in the convoy decided to switch off all the lights and drive by moonlight. We assumed there would be no one stupid enough to be doing the same thing coming in the opposite direction.

You can see where this story is going. As I came over a dune there was a Nissan Patrol coming in the opposite direction. Fortunately, I was able to turn hard right and we avoided a head-on collision. However, somehow my tyre ended up between the Patrol’s huge bulbar and bonnet. The momentum ripped his bulbar off and my wheel bent outward at the bottom and inward at the top.

Suffice to say after the dust settled (literally) both vehicles had some minor damage and i was basically on three wheels. I had to limp to the

**Dream vehicle and set up if you could afford it?**

main road and get a “friendly” mechanic to fix it without getting the “officials” involved. It was a costly lesson in more ways than one and i can attest to never doing something like that ever again.

If you are familiar with the Land Rover Camel Trophy series which was a series run all around the world. My ideal vehicle would be a Land Rover Defender 110 300TDI, done up with the standard kit for Camel Trophy.



**Best trip/track/park you have done?**

A long weekend trip into “The Rub Al Khali” (The Empty Quarter) desert between UAE, Saudi Arabia and Oman. With ancient forts and sand dunes from 100-300m high. It was a trip back in time and while it seems easy just driving on sand, the dunes are constantly shifting and the track (if you can call it that) needed constant focus.

**Top tip to any beginners?**

Join an off-road club and get to know your vehicle. Also if you want to seem a better driver than you are, get front and rear lockers. Thats my secret!!

**Favourite camp food?**

Cannot go past bacon, eggs, sausages on an open fire early in the morning.

**Roughest night’s sleep on a trip?**

I have been quite fortunate as I always overpack so have never really had a bad camping or overnight stay.

**What snacks are we most likely to find in your cab?**

Pringles (original), mixed nuts and at least one Mars bar (purely for energy of course!!)

**Best piece of camping gear you are never without?**

As a good Boy Scout, I always have my Swiss army knife which i now mostly only use to open bottles of wine which still have corks.



Worst upgrade or kit purchase?

On the Wrangler TJ, I got an air intake and exhaust kit that was supposed to increase the horsepower. It was clearly a lot of money for next to no increase. It was one of those purchases that cost too much because i did not know any better.

Dream track or trip at the top of your bucket list?

In Australia, Fraser Island and Cape Yorke. In the USA, the Rubicon trail.

Where in the world would you most like to visit?

On the bucket list is whiskey tasting trip across Scotland.

What is your go to karaoke song?

If i were to imbibe a considerable amount of distilled spirits, you might get me singing "I'm gonna be (500 miles)" by the Proclaimers.

Footie, football or rugby?

I grew up watching and supporting football (the round ball type) which i still do, staying up late on the weekends to watch the English Premier League. But footie is now way up there, **Go Tiges!**

What kept you sane during lockdowns?

Walking around the neighbourhood and discovering parks and places i did not know existed. Also I have improved my cooking skills.

Worst job you ever had?

Not necessarily the worst but definitely the most interesting. I was a "Sandwich Artist" at Subway which is basically the person who takes the order and puts your sandwich together.

What motivates/inspires you?

Learning something new everyday, exploring places that take you out of your comfort zone and saying yes to new experiences.

You're driving from Melbourne to Perth, anyone in the world, dead or alive, can be your co-driver, who would it be?

Good conversation and humour is what I assume is needed driving across the Nullabor so it would have to be Robin Williams.

What is your go to joke?

A termite walks into a bar and asks..."Is the bar **tender** here?" (Probably better when said out loud!)

Best overseas trip/location?

While not an off-road related trip, my best holiday was a road trip from Rome through Tuscany with a detour to Imola (to visit the San Marino race track where Ayrton Senna had his last race) and ending up in Venice.

## Tasty Treats

Stuart and Maree, as seasoned travellers, kindly shared some of their cooking tips whilst out on the road. Here's the first instalment with more to follow next month.

### Stuart's Yummy Damper

We use a cast iron camp oven. We have a trivet in the bottom and a 20 cm round cake tin that we cook the damper in. We pre heat the camp oven with coals on both the top and the bottom for about 10 minutes

We mix 1 kg of self-raising flour with 1-1/2 cans of beer, until it resembles a sticky dough. This is the point when you can make it plain or get adventurous by adding what ever you like. Stuart's favourite is cheese. He chops camembert and pokes it in or uses pre-packaged grated cheeses, sometimes he adds a tin of pineapple and a bit of sugar, but the sky is the limit. You need to grease the cake tin, then put the damper in, put it in the pre heated camp oven and refresh the coals.



It should take between 40 minutes and 1 hour to cook, checking as you go and rotating the camp oven to make sure you get an even heat.

Plain damper is traditionally served with golden syrup and butter, the others you can work out what works best.

Damper is not an exact science - it's a try and see and then try something else, but on a cold night with a roaring fire there is nothing better than sharing your cooking experience with your fellow travellers.



### Dave's Birthday Roadtrip and Foodfest (20-21 November)

I managed to sneak away last weekend for my birthday, to a 100 acre private property just south of Traralgon. We had some family and friends join for an overnight camping trip.

We left home on the Saturday at approx. 8:30am, which is a really reasonable start for once (normally I try to leave at 6am to beat the traffic). We arrived at the private property at 11am, and proceeded to setup the trailer on the flattest ground I could find, then move the car closer to the camp fire, so I had access to the fridge and also 12v lighting for the evening.

Once that was done, I started a lunch time cooking fire, and had to season a brand new BBQ plate that I had prepared the previous weekend. I had ordered a sheet of flat 6mm plate steel (900mm x 450mm) and I cut 15mm almost through on 3 sides so I could fold the sides up and then welded them into place. With only a little bit of distortion taking place, I managed to clamp the plate in a way that took the distortion back out for an almost perfectly flat BBQ plate that many people could use at the same time. I got some warmth into the plate and oiled it up, then decided to use it right away to cook some chicken skewers for our lunch.



After lunch was over, I removed the plate and cranked up a much larger fire so that I would have a lot of nice coals for the pot roast dinner I was planning for all the family and friends.

I ended up borrowing a couple of extra camp ovens - I needed 4 in total. I got a nice large pork roast in the first pot, and then about 45 minutes later I put two smaller beef roasts in the 4.5 litre ovens, and I had the night before prepared a whole lot of potatoes, carrots and onions, which I placed into the remaining large oven. I kept the fire going nice and hot, and kept rotating the pots about every 10 minutes to allow for even cooking and at about 7pm i decided that the food was ready to serve. There was very little waste of remaining food, and it was very well cooked right through.



I managed to borrow a couple of beers from a friend, and started a dough mix for a damper which went into one of the large pots after the dinner was over. It took nearly an hour for the damper to cook properly as I probably had it a little too far away from the heat - but it turned out very nice, no burnt bits. With a choice of 2 jams, and cream - the damper disappeared really quick.

Breakfast the next morning was not exactly early, and then we started to pack up and leave by late morning.

Overall the weekend away was a chance to sit around the camp fire and just relax, to enjoy good company and good food. There are no really good four wheel drive tracks nearby the property, but there are no neighbours either (house's or campers) and there is lots of wood laying around without needing to scavenge any large distance.

Looking forward to seeing you all at the meetings, and out on the tracks in the coming year. I trust and hope 2022 will bring us together more and we can 'get out there' and enjoy our true backyard.

Cheers, Dave.





## Upcoming Trips

<b>Destination</b>	<b>Sheep Yard Flats and surrounds</b>
<b>Leader &amp; Contact Details</b>	Stuart and Maree MOB: 0428-539157
<b>Date</b>	4th and 5th December 2021 - A Christmas madness escape!!
<b>Meeting Details</b>	<p>Sheep Yard Flats by 9am Sat 4th Dec. We will be there Friday afternoon after 4pm if anyone wants to come up on Friday.</p> <p>Turn right about 2kms from the Merrijig pub at the Howqua Track sign, airing down just after the turn off is a good idea. Sheeppark Flat is about 17k on the Howqua Track. Turn left when you cross over the Howqua River bridge and we should be camped some where there give a call on UHF 12 for directions. Sheep Yard has long drop toilets, bring all your necessary camping needs to be self sufficient.</p>
<b>Grade</b>	<p>Wet: Difficult Dry: Medium Due to tracks being overgrown, some pin striping may occur.</p>
<b>Trip Activity Details</b>	<p>Idea is to head up past tunnel Bend and do some four wheel driving for the day to Bluff hut, Bindaree falls, and if time permits onto other huts returning to Sheeppark Flats for the evening. Sunday morning head out via some tracks to Mansfield.</p> <p>Bring packed lunch and munchies for roadside stops</p>
<b>Vehicle Limits</b>	Minimum 4. Maximum 10
<b>Approx km's meeting place to destination</b>	100-200 kms round trip
<b>Last available fuel</b>	Both petrol & diesel at Mansfield including LPG
<b>Distance between supplies</b>	200 kms
<b>Equipment required</b>	Own basic recovery gear, tools and any spares you may require. AT or MT tyres
<b>Maps required</b>	Rooftop Maps: Mansfield-Mt Howitt Adventure Map
<b>Radio Channel CB/UHF</b>	12



<b>Destination</b>	<b>Christmas Camping - Jamieson River - Wren's Flat</b>
<b>Leader &amp; Contact Details</b>	Sally and Tristan MOB: 0435782207
<b>Date</b>	24-Dec-2021 (Fri) to 02-Jan-2022 (Sun)
<b>Meeting Details</b>	TBC as it depends on when you want to leave Melbourne. We will be leaving before Christmas as it is a tradition for us if we are in town, we go camping. Some people may want to convoy up on Boxing Day or later. We will coordinate closer to the time.
<b>Grade</b>	Wet: Medium Dry: Easy-Medium
<b>Trip Activity Details</b>	Being optimistic about heading away camping between Christmas and New Year. The plan is to head up to Wren's Flat campground off the Jamieson/ Licola Road to set up a base camp by the river for the week. Then have a lazy week in the river taking the odd day trip out and about, into Jamieson to the pub for lunch and dinner, the brewery, and then check out the tracks around the area as day trips. We will need to be flexible for location and timing due to fires, covid and who knows what else. The goal will be to get out and enjoy the great outdoors
<b>Vehicle Limits</b>	Minimum 1. Maximum 5
<b>Approx km's meeting place to destination</b>	250km from Melbourne to Jamieson. 55km from Jamieson to Wren's Flat.
<b>Last available fuel</b>	Both petrol & diesel at Jamieson
<b>Distance between supplies</b>	55km
<b>Equipment required</b>	Camping equipment, recovery gear for the 4 wheel driving, swimming gear inc floats & fun things to do in the river. Food and drink for the week
<b>Maps required</b>	Trip leader will have plenty of maps but if you want to play along: Hema High Country South West, Rooftop Mansfield-Mt Howitt Adventure Map, Rooftop Big River - Rubicon - Sheepyard Forest Activities Map
<b>Radio Channel CB/ UHF</b>	12



Invitation –  
 An evening with: Leo Kennedy  
 2 February 2022  
 Great Grandson of Sgt Michael Kennedy  
 Author of Blacksnake – the Real Story of Ned Kelly

What's new in the telling of the Kelly Gang Saga?  
 Mansfield  
 Stringybark Creek renewal  
 Glenrowan  
 The Kelly Trail revamp bringing history alive

A RE-DISCOVERY AT SBC?

- Club Trip to SBC –
- 5 February 2022 –
- walk in their footsteps -

## Acceptable proof of your COVID-19 vaccination status



**COVID-19 Digital Certificate**  
via the Service Victoria app



**COVID-19 Digital Certificate**  
saved to smart phone



Printed copy of  
**COVID-19 Digital Certificate**  
together with **photo ID**



Printed copy of  
**Immunisation History Statement**  
together with **photo ID**



**Medical Exemption**  
together with **photo ID**



**Vaccine Appointment Card**



**Negative COVID-19**  
test results

**For more information go to**  
**[CORONAVIRUS.vic.gov.au](https://coronavirus.vic.gov.au)**

Authorised by the Victorian Government, 1 Treasury Place, Melbourne

